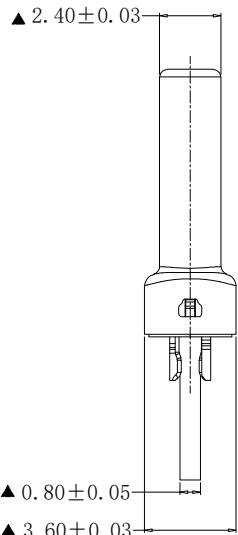
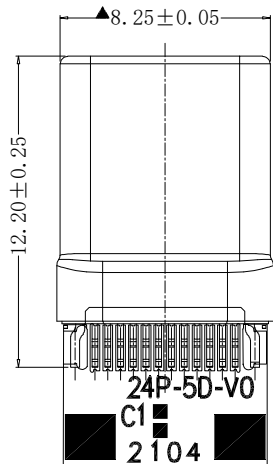


24*0.22±0.03
 0.08 A

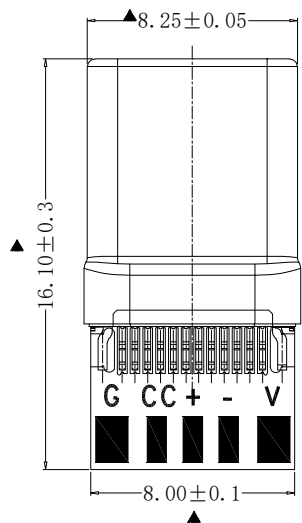


24PIN DEFINE TABLE			
PIN	SIGNAL	PIN	SIGNAL
A12	GND	B1	GND
A11		B2	
A10		B3	
A9	VBUS	B4	VBUS
A8	SBU1	B5	VCONN
A7	Dn1	B6	Dp2
A6	Dp1	B7	Dn2
A5	CC	B8	SBU2
A4	VBUS	B9	VBUS
A3		B10	
A2		B11	
A1	GND	B12	GND

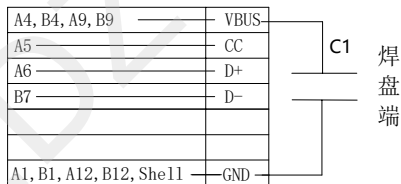
PECIFICATION:

- Material & Finish: See the list;
- Mechanical:
 - Mating force: 5-20Nf;
 - Unmating force: Initial: 8-20Nf; Final: 6-20Nf;
 - Durability: 10000 Cycles;
 - Shell withdrawal force: 50Nf Min. (Jointing);
- Electrical:
 - Current Rating: 3A or 5A Max. for VBus;
 - Voltage Rating: 20V Max.;
 - Dielectric Withstanding volage: 100VAc;
 - Contact resistance: 40m Ohms Max.;
 - Insulation Resistance: 100M Ohms Min.;
- Environmental:
 - Operating temperature: -40° C ~ +85° C;
 - Salt Spray Test: 24H Min.;
 - Wetting Temperature: 265±5° C, 5±0.5s

焊盘双面加锡0.25mm Min



插头端



NO.	PART NAME	Q' TY	MATERIAL	FINISH
5	Ground Bar	2	SUS201, T=0.10mm	NA
4	Shell	1	SUS316L	50u"Ni Min.
3	Latch	1	SUS301, T=0.35mm	50u"Ni/80u"Sn
2	Contact	24	C7025-TM04/C5191-H, T=0.15mm	Au/50u"Ni Min.
1	Housing	2	LCP	UL 94 V-0

HOAUC 深圳市华宇创精密电子有限公司

TOLERANCE: X.X ±0.30 X.XX ±0.25 X.XXX ±0.15 X.' ±2' X.X' ±0.5'	DRAWN BY : 陈一鸣	DATE : 2014-02-23	PART NAME: USB TYPE C 公头24P 2层板2.0 拉伸T3.6 5+2双面加锡	
	CHECKED BY: 马跃	DATE : 2014-02-23	PART NO.	HYC758-USBC24-161
 UNIT: mm [inch] SCALE: 1:1 SIZE: A4	APPROVED BY: 邱敏	DATE : 2014-02-23	MOLD NO.	
			DRAW NO:	HYC-2606041203
			SHEET NO.	1 OF 1